

# Floor mounting trunking system

## electraplan.AK | Floor mounting trunking

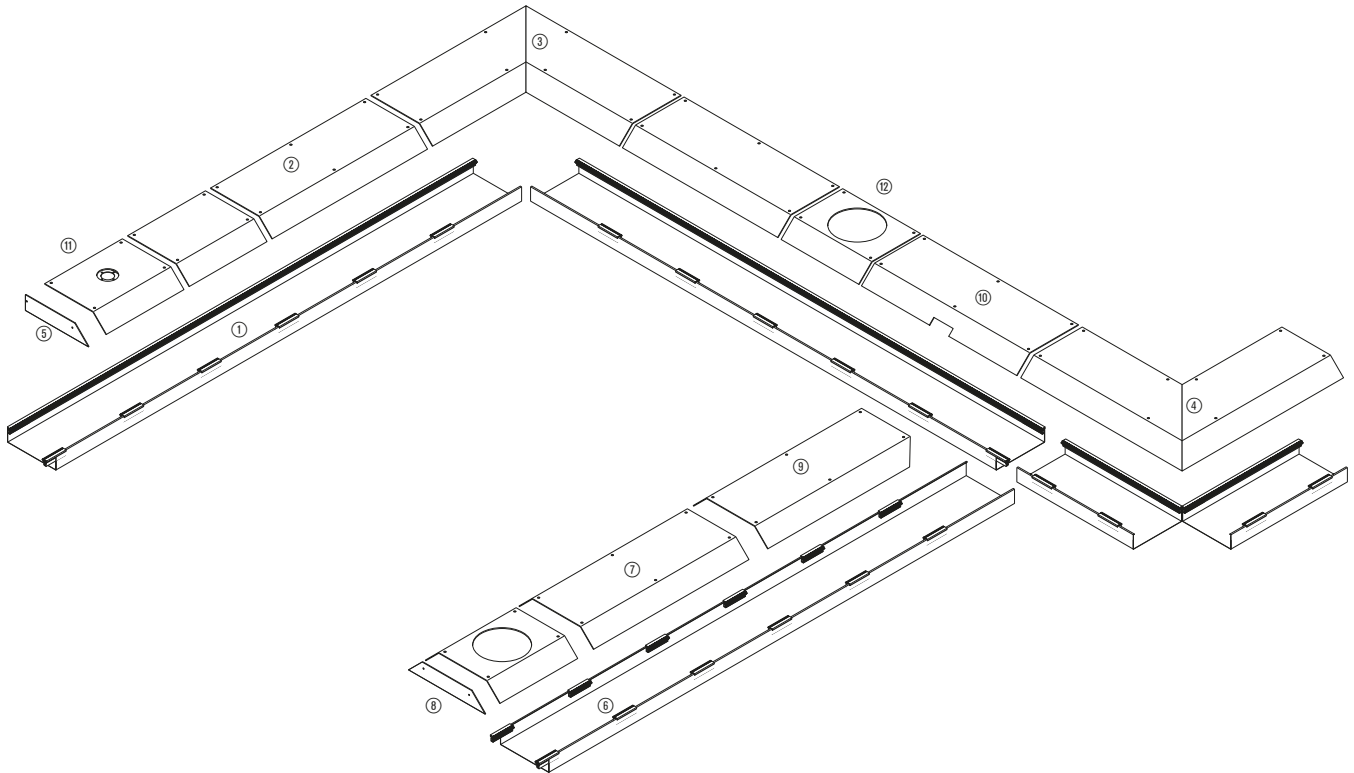
electraplan.AK  
Floor mounting  
trunking

The robust retrofit solution

electraplan.AK floor mounting trunking for retrospective installation on finished floors is the ideal solution for renovation, redevelopment and modernisation. The preassembled moulded parts enable quick and simple modular assembly on the construction site and, because electraplan.AK allows the position of the individual covers with their insert openings to be changed as and when required, it is also extremely flexible with regard to future changes. Further advantage: The three-millimetre thick blank covers, made of galvanised sheet steel in accordance with DIN EN 10327, make the system extremely stable and also enable it to withstand high loads. In addition, a large number of other floor mounting trunking parts made of plastic and aluminium are available in cases where it is possible to safely run smaller numbers of lines.



electraplan.AK	
System overview	104
Trunking overview	105
Floor mounted trunking system, single-sided, height 40 mm	106
Floor mounted trunking system, single-sided, height 70 mm	108
Floor mounted trunking system, single-sided, height 40 mm	110
Floor mounted trunking system, single-sided, height 70 mm	112
Covers with installation opening	114
Accessories	116
Floor mounting trunking, Aluminium	118
Floor mounting trunking, PVC	119
Order number composition	120
Technology	121



### electraplan.AK

- ① Lower part, single-sided
- ② Blank cover, single-sided
- ③ Inner corner, single-sided
- ④ Outer corner, single-sided
- ⑤ End piece, single-sided
- ⑥ Lower part, double-sided
- ⑦ Blank cover, double-sided
- ⑧ End cap, double-sided
- ⑨ Blank cover 45° junction
- ⑩ Connection
- ⑪ Cover with installation opening GBZ
- ⑫ Cover with installation opening R10

Trunking lower part	Trunking width mm	Trunking height mm	Type	Usable cross-section cm <sup>2</sup>	Max. line configuration Ø 11 mm Filling factor 0.5	Page
AKU1500401	150	40	single sided	60	24	106
AKU2000401	200	40	single sided	80	33	106
AKU2500401	250	40	single sided	100	41	106
AKU3000401	300	40	single sided	120	49	106
AKU1500701	150	70	single sided	105	43	106
AKU2000701	200	70	single sided	140	57	106
AKU2500701	250	70	single sided	175	72	106
AKU3000701	300	70	single sided	210	86	106
AKU3500701	350	70	single sided	245	101	106
AKU4000701	400	70	single sided	280	115	106
AKU1500402	150	40	double sided	60	24	106
AKU2000402	200	40	double sided	80	33	106
AKU2500402	250	40	double sided	100	41	106
AKU3000402	300	40	double sided	120	49	106
AKU1500702	150	70	double sided	105	43	106
AKU2000702	200	70	double sided	140	57	106
AKU2500702	250	70	double sided	175	72	106
AKU3000702	300	70	double sided	210	86	106
AKU3500702	350	70	double sided	245	101	106
AKU4000702	400	70	double sided	280	115	106

electraplan.AK

Floor mounted trunking system, single-sided, height 40 mm

- Trunking for laying on the existing floor in dry rooms with dry-cleaned floors
 - For guiding electrical lines
 - For fitting with installation units protruding above the floor
 - Lower part, height 40 mm
 - Side profile: Extruded aluminium profile, 1 x 2400 mm, 6 x 100 mm long
 - Delivery time approx. 5 working days.
- With rigidly inserted steel sheet partition walls on request
- Form of delivery**  
 Order lower part, blank cover, separately
- Supplied lengths**  
 Lower part: 2400 mm  
 Blank cover: 400 / 800 mm

**Material**  
 Lower part:  
 1 mm galvanised steel sheet, Galvanised in accordance with DIN NF EN 10327-1  
 Blank cover:  
 3 mm galvanised steel sheet, Galvanised in accordance with DIN NF EN 10327-1

electraplan.AK

Floor mounting

trunking

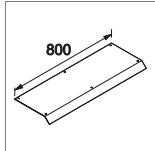
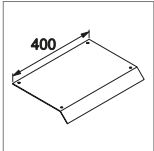
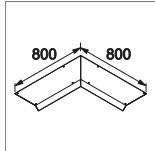
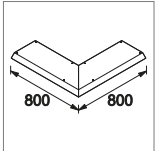
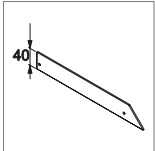
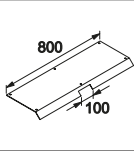


	Lower part	Trunking height
	Steel sheet	[mm]
<b>AKU1500401</b> 	<b>AKU1500401</b> PU 24 m	40
<b>AKU2000401</b> 	<b>AKU2000401</b> PU 24 m	40
<b>AKU2500401</b> 	<b>AKU2500401</b> PU 24 m	40
<b>AKU3000401</b> 	<b>AKU3000401</b> PU 24 m	40

## Note

- Screws, dowels and other materials for installing the floor mounting trunking system are not included in the scope of delivery.
- Holes are not countersunk
- Countersinking of attachment holes for individual configurations with flooring, available on request

► Page 121

					
<b>Blank cover</b> Length 800 mm Steel sheet	<b>Blank cover</b> Length 400 mm Steel sheet	<b>Inner corner</b> Steel sheet	<b>Outer corner</b> Steel sheet	<b>End piece</b> Steel sheet	<b>Connection</b> Length 800 mm Steel sheet
<b>AKB81500401</b> PU 1 pc	<b>AKB41500401</b> PU 1 pc	<b>AKBI1500401</b> PU 1 pc	<b>AKBA1500401</b> PU 1 pc	<b>AKE1500401</b> PU 1 pc	<b>AKBAS1500401</b> PU 1 pc
<b>AKB82000401</b> PU 1 pc	<b>AKB42000401</b> PU 1 pc	<b>AKBI2000401</b> PU 1 pc	<b>AKBA2000401</b> PU 1 pc	<b>AKE2000401</b> PU 1 pc	<b>AKBAS2000401</b> PU 1 pc
<b>AKB82500401</b> PU 1 pc	<b>AKB42500401</b> PU 1 pc	<b>AKBI2500401</b> PU 1 pc	<b>AKBA2500401</b> PU 1 pc	<b>AKE2500401</b> PU 1 pc	<b>AKBAS2500401</b> PU 1 pc
<b>AKB83000401</b> PU 1 pc	<b>AKB43000401</b> PU 1 pc	<b>AKBI3000401</b> PU 1 pc	<b>AKBA3000401</b> PU 1 pc	<b>AKE3000401</b> PU 1 pc	<b>AKBAS3000401</b> PU 1 pc

electraplan.AK

Floor mounted trunking system, single-sided, height 70 mm

- Trunking for laying on the existing floor in dry rooms with dry-cleaned floors  
 - For guiding electrical lines  
 - For fitting with floor-level units or units protruding above the floor  
 - Lower part, height 70 mm  
 - Side profile: Extruded aluminium profile, 1 x 2400 mm, 6 x 100 mm long
- Delivery time approx. 5 working days.- With rigidly inserted steel sheet partition walls on request
- Form of delivery**  
 Lower part, Blank cover separat bestellen
- Supplied lengths**  
 Lower part: 2400 mm
- Blank cover: 400 / 800 mm
- Material**  
 Lower part:  
 1 mm galvanised steel sheet, Galvanised in accordance with DIN NF EN 10327-1  
 Blank cover:  
 3 mm galvanised steel sheet, Galvanised in accordance with DIN NF EN 10327-1

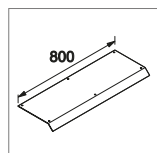


	Lower part	Trunking height
	Steel sheet	[mm]
<b>AKU1500701</b> 	<b>AKU1500701</b> PU 24 m	70
<b>AKU2000701</b> 	<b>AKU2000701</b> PU 24 m	70
<b>AKU2500701</b> 	<b>AKU2500701</b> PU 24 m	70
<b>AKU3000701</b> 	<b>AKU3000701</b> PU 24 m	70
<b>AKU3500701</b> 	<b>AKU3500701</b> PU 24 m	70
<b>AKU4000701</b> 	<b>AKU4000701</b> PU 24 m	70

## Note

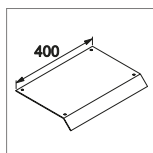
- Screws, dowels and other materials for installing the floor mounting trunking system are not included in the scope of delivery.
- Holes are not countersunk.
- Countersinking of attachment holes for individual configurations with flooring, available on request

► Page 121



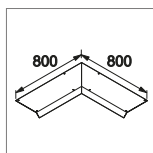
**Blank cover**  
Length 800 mm  
Steel sheet

**AKB81500701**  
PU 1 pc



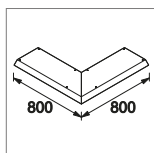
**Blank cover**  
Length 400 mm  
Steel sheet

**AKB41500701**  
PU 1 pc



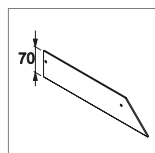
**Inner corner**  
Steel sheet

**AKBI1500701**  
PU 1 pc



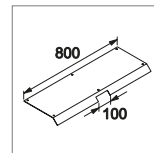
**Outer corner**  
Steel sheet

**AKBA1500701**  
PU 1 pc



**End piece**  
Steel sheet

**AKE1500701**  
PU 1 pc



**Connection**  
Length 800 mm  
Steel sheet

**AKBAS1500701**  
PU 1 pc

**AKB82000701**  
PU 1 pc

**AKB42000701**  
PU 1 pc

**AKBI2000701**  
PU 1 pc

**AKBA2000701**  
PU 1 pc

**AKE2000701**  
PU 1 pc

**AKBAS2000701**  
PU 1 pc

**AKB82500701**  
PU 1 pc

**AKB42500701**  
PU 1 pc

**AKBI2500701**  
PU 1 pc

**AKBA2500701**  
PU 1 pc

**AKE2500701**  
PU 1 pc

**AKBAS2500701**  
PU 1 pc

**AKB83000701**  
PU 1 pc

**AKB43000701**  
PU 1 pc

**AKBI3000701**  
PU 1 pc

**AKBA3000701**  
PU 1 pc

**AKE3000701**  
PU 1 pc

**AKBAS3000701**  
PU 1 pc

**AKB83500701**  
PU 1 pc

**AKB43500701**  
PU 1 pc

**AKBI3500701**  
PU 1 pc

**AKBA3500701**  
PU 1 pc

**AKE3500701**  
PU 1 pc

**AKBAS3500701**  
PU 1 pc

**AKB84000701**  
PU 1 pc

**AKB44000701**  
PU 1 pc

**AKBI4000701**  
PU 1 pc

**AKBA4000701**  
PU 1 pc

**AKE4000701**  
PU 1 pc

**AKBAS4000701**  
PU 1 pc

electraplan.AK

Floor mounted trunking system, double-sided, height 40 mm

- Trunking for laying on the existing floor in dry rooms with dry-cleaned floors
 - For guiding electrical lines
 - For fitting with installation units protruding above the floor
 - Lower part, height 40 mm
 - Side profile: Extruded aluminium profile, 12 x 100 mm long- Delivery time approx. 5 working days.
- With rigidly inserted steel sheet partition walls on request
- Form of delivery**  
 Order lower part, blank cover, separately
- Supplied lengths**  
 Lower part: 2400 mm  
 Blank cover: 400 / 800 mm

**Material**  
 Lower part:  
 1 mm galvanised steel sheet, Galvanised in accordance with DIN NF EN 10327-1  
 Blank cover:  
 3 mm galvanised steel sheet, Galvanised in accordance with DIN NF EN 10327-1

electraplan.AK

Floor mounting

trunking



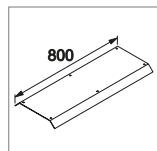
	Lower part	Trunking height
	Steel sheet	[mm]
<b>AKU1500402</b> 	<b>AKU1500402</b> PU 24 m	40
<b>AKU2000402</b> 	<b>AKU2000402</b> PU 24 m	40
<b>AKU2500402</b> 	<b>AKU2500402</b> PU 24 m	40
<b>AKU3000402</b> 	<b>AKU3000402</b> PU 24 m	40

## Note

- Screws, dowels and other materials for installing the floor mounting trunking system are not included in the scope of delivery.
- Holes are not countersunk.
- Countersinking of attachment holes for individual configurations with flooring, available on request
- The term upper part extended 100 mm means 100 mm width overhang.

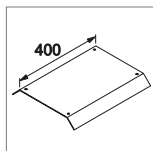
The cover is used, for example, for heating pipes laid in the floor area.

► Page 121



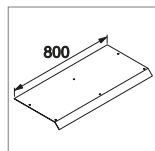
**Blank cover**  
Length 800 mm  
Steel sheet

**AKB81500402**  
PU 1 pc



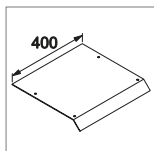
**Blank cover**  
Length 400 mm  
Steel sheet

**AKB41500402**  
PU 1 pc



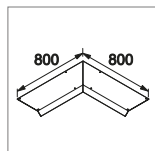
**Blank cover**  
800 mm -  
extended 100  
Steel sheet

**AKB81500401V**  
PU 1 pc



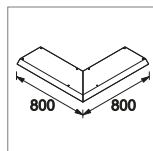
**Blank cover**  
400 mm -extended  
100  
Steel sheet

**AKB41500401V**  
PU 1 pc



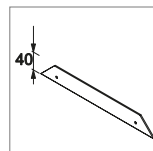
**Inner corner**  
Extended 100 mm  
Steel sheet

**AKBI1500401V**  
PU 1 pc



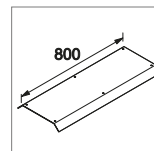
**Outer corner**  
Extended 100 mm  
Steel sheet

**AKBA1500401V**  
PU 1 pc



**End piece**  
Steel sheet

**AKE1500402**  
PU 1 pc



**45° Abzweig**  
Length 800 mm  
Steel sheet

**AKBAZ1500402**  
PU 1 pc

electraplan.AK  
Floor mounting  
trunking

**AKB82000402**  
PU 1 pc

**AKB42000402**  
PU 1 pc

**AKB82000401V**  
PU 1 pc

**AKB42000401V**  
PU 1 pc

**AKBI2000401V**  
PU 1 pc

**AKBA2000401V**  
PU 1 pc

**AKE2000402**  
PU 1 pc

**AKBAZ2000402**  
PU 1 pc

**AKB82500402**  
PU 1 pc

**AKB42500402**  
PU 1 pc

**AKB82500401V**  
PU 1 pc

**AKB42500401V**  
PU 1 pc

**AKBI2500401V**  
PU 1 pc

**AKBA2500401V**  
PU 1 pc

**AKE2500402**  
PU 1 pc

**AKBAZ2500402**  
PU 1 pc

**AKB83000402**  
PU 1 pc

**AKB43000402**  
PU 1 pc

**AKB83000401V**  
PU 1 pc

**AKB43000401V**  
PU 1 pc

**AKBI3000401V**  
PU 1 pc

**AKBA3000401V**  
PU 1 pc

**AKE3000402**  
PU 1 pc

**AKBAZ3000402**  
PU 1 pc

electraplan.AK

Floor mounted trunking system, double-sided, height 70 mm

- Trunking for laying on the existing floor in dry rooms with dry-cleaned floors  
 - For guiding electrical lines  
 - For fitting with floor-level units or units protruding above the floor  
 - Lower part, height 70 mm  
 - Side profile: Extruded aluminium profile, 12 x 100 mm long  
 - Delivery time approx. 5 working days.
- With rigidly inserted steel sheet partition walls on request
- Form of delivery**  
 Order lower part, blank cover, separately
- Supplied lengths**  
 Lower part: 2400 mm  
 Blank cover: 400 / 800 mm

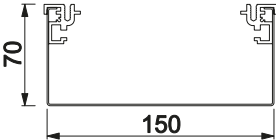
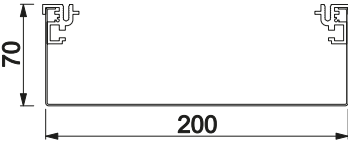
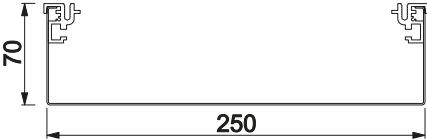

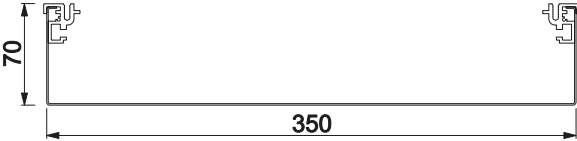

**Material**  
 Lower part:  
 1 mm galvanised steel sheet, Galvanised in accordance with DIN NF EN 10327-1  
 Blank cover:  
 3 mm galvanised steel sheet, Galvanised in accordance with DIN NF EN 10327-1

electraplan.AK

Floor mounting

trunking

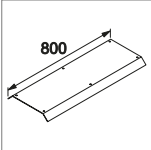
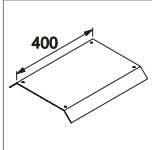
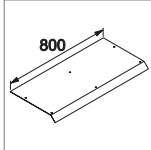
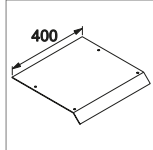
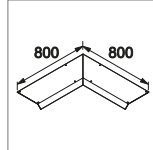
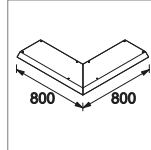
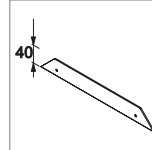
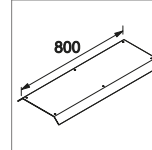


	Lower part	Trunking height
	Steel sheet	[mm]
AKU1500702	AKU1500702 PU 24 m	70
		
AKU2000702	AKU2000702 PU 24 m	70
		
AKU2500702	AKU2500702 PU 24 m	70
		
AKU3000702	AKU3000702 PU 24 m	70
		
AKU3500702	AKU3500702 PU 24 m	70
		
AKU4000702	AKU4000702 PU 24 m	70
		

## Note

- Screws, dowels and other materials for installing the floor mounting trunking system are not included in the scope of delivery.
  - Holes are not countersunk.
  - Countersinking of attachment holes for individual configurations with flooring, available on request
  - The term upper part extended 100 mm means 100 mm width overhang.
- The cover is used, for example, for heating pipes laid in the floor area.

► Page 121

							
<b>Blank cover</b> Length 800 mm Steel sheet	<b>Blank cover</b> Length 400 mm Steel sheet	<b>Blank cover</b> 800 mm - extended 100 Steel sheet	<b>Blank cover</b> 400 mm - extended 100 Steel sheet	<b>Inner corner</b> Extended 100 mm Steel sheet	<b>Outer corner</b> Extended 100 mm Steel sheet	<b>End piece</b> Steel sheet	<b>45° Abzweig</b> Length 800 mm Steel sheet

<b>AKB81500702</b> PU 1 pc	<b>AKB41500702</b> PU 1 pc	<b>AKB81500701V</b> PU 1 pc	<b>AKB41500701V</b> PU 1 pc	<b>AKBI1500701V</b> PU 1 pc	<b>AKBA1500701V</b> PU 1 pc	<b>AKE1500702</b> PU 1 pc	<b>AKBAZ1500702</b> PU 1 pc
-------------------------------	-------------------------------	--------------------------------	--------------------------------	--------------------------------	--------------------------------	------------------------------	--------------------------------

<b>AKB82000702</b> PU 1 pc	<b>AKB42000702</b> PU 1 pc	<b>AKB82000701V</b> PU 1 pc	<b>AKB42000701V</b> PU 1 pc	<b>AKBI2000701V</b> PU 1 pc	<b>AKBA2000701V</b> PU 1 pc	<b>AKE2000702</b> PU 1 pc	<b>AKBAZ2000702</b> PU 1 pc
-------------------------------	-------------------------------	--------------------------------	--------------------------------	--------------------------------	--------------------------------	------------------------------	--------------------------------

<b>AKB82500702</b> PU 1 pc	<b>AKB42500702</b> PU 1 pc	<b>AKB82500701V</b> PU 1 pc	<b>AKB42500701V</b> PU 1 pc	<b>AKBI2500701V</b> PU 1 pc	<b>AKBA2500701V</b> PU 1 pc	<b>AKE2500702</b> PU 1 pc	<b>AKBAZ2500702</b> PU 1 pc
-------------------------------	-------------------------------	--------------------------------	--------------------------------	--------------------------------	--------------------------------	------------------------------	--------------------------------

<b>AKB83000702</b> PU 1 pc	<b>AKB43000702</b> PU 1 pc	<b>AKB83000701V</b> PU 1 pc	<b>AKB43000701V</b> PU 1 pc	<b>AKBI3000701V</b> PU 1 pc	<b>AKBA3000701V</b> PU 1 pc	<b>AKE3000702</b> PU 1 pc	<b>AKBAZ3000702</b> PU 1 pc
-------------------------------	-------------------------------	--------------------------------	--------------------------------	--------------------------------	--------------------------------	------------------------------	--------------------------------

<b>AKB83500702</b> PU 1 pc	<b>AKB43500702</b> PU 1 pc	<b>AKB83500701V</b> PU 1 pc	<b>AKB43500701V</b> PU 1 pc	<b>AKBI3500701V</b> PU 1 pc	<b>AKBA3500701V</b> PU 1 pc	<b>AKE3500702</b> PU 1 pc	<b>AKBAZ3500702</b> PU 1 pc
-------------------------------	-------------------------------	--------------------------------	--------------------------------	--------------------------------	--------------------------------	------------------------------	--------------------------------

<b>AKB84000702</b> PU 1 pc	<b>AKB44000702</b> PU 1 pc	<b>AKB84000701V</b> PU 1 pc	<b>AKB44000701V</b> PU 1 pc	<b>AKBI4000701V</b> PU 1 pc	<b>AKBA4000701V</b> PU 1 pc	<b>AKE4000702</b> PU 1 pc	<b>AKBAZ4000702</b> PU 1 pc
-------------------------------	-------------------------------	--------------------------------	--------------------------------	--------------------------------	--------------------------------	------------------------------	--------------------------------

electraplan.AK  
Floor mounting  
trunking

- Covers with installation opening for one-sided trunking, height 70 mm
  - Installation openings for units flush to the floor and protruding above the floor, as factory-fitted blanking in the blank cover
  - The opening is sealed with a protection cover
  - Other versions on request
- Note**
- The length of the cover with installation opening is 400 mm
  - If required, order 400 mm length blank covers separately

electraplan.AK  
Floor mounting  
trunking

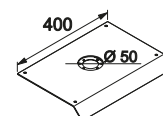


AKM150050GBZ


#### Covers with installation opening GBZ

##### Properties:

- Round, diameter 50 mm



Designation	PU	Order no.
Cover GBZ round 50 L=400mm AK 150x70	1	<b>AKM150050GBZ</b>
Cover GBZ round 50 L=400mm AK 200x70	1	<b>AKM200050GBZ</b>
Cover GBZ round 50 L=400mm AK 250x70	1	<b>AKM250050GBZ</b>
Cover GBZ round 50 L=400mm AK 300x70	1	<b>AKM300050GBZ</b>
Cover GBZ round 50 L=400mm AK 350x70	1	<b>AKM350050GBZ</b>
Cover GBZ round 50 L=400mm AK 400x70	1	<b>AKM400050GBZ</b>

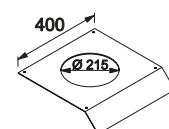


AKM300215R06


#### Cover with installation opening R06

##### Properties:

- Round, diameter 215 mm



Designation	PU	Order no.
Cover R06 round 215 L=400mm AK 300x70	1	<b>AKM300215R06</b>
Cover R06 round 215 L=400mm AK 350x70	1	<b>AKM350215R06</b>
Cover R06 round 215 L=400mm AK 400x70	1	<b>AKM400215R06</b>

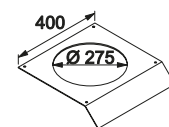


AKM350275R10


#### Cover with installation opening R10

##### Properties:

- Round, diameter 275 mm



Designation	PU	Order no.
Cover R10 round 275 L=400mm AK 350x70	1	<b>AKM350275R10</b>
Cover R10 round 275 L=400mm AK 400x70	1	<b>AKM400275R10</b>

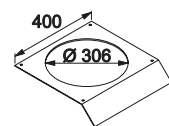


AKM350306R12


#### Cover with installation opening R12

##### Properties:

- Round, diameter 306 mm



Designation	PU	Order no.
Cover R12 round 306 L=400mm AK 350x70	1	<b>AKM350306R12</b>
Cover R12 round 306 L=400mm AK 400x70	1	<b>AKM400306R12</b>

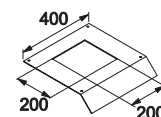


AKM250200Q06


#### Cover with installation opening Q06

##### Properties:

- Square, edge length 200 mm



Designation	PU	Order no.
Cover Q06 200x200 L=400mm AK 250x70	1	<b>AKM250200Q06</b>
Cover Q06 200x200 L=400mm AK 300x70	1	<b>AKM300200Q06</b>
Cover Q06 200x200 L=400mm AK 350x70	1	<b>AKM350200Q06</b>
Cover Q06 200x200 L=400mm AK 400x70	1	<b>AKM400200Q06</b>

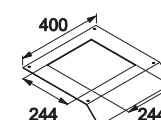


AKM300244Q12


#### Cover with installation opening Q12

##### Properties:

- Square, edge length 244 mm



Designation	PU	Order no.
Cover Q12 244x244 L=400mm AK 300x70	1	<b>AKM300244Q12</b>
Cover Q12 244x244 L=400mm AK 350x70	1	<b>AKM350244Q12</b>
Cover Q12 244x244 L=400mm AK 400x70	1	<b>AKM400244Q12</b>

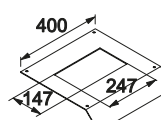


AKM200147E04


#### Cover with installation opening E04

##### Properties:

- Cornered 147 x 247 mm



Designation	PU	Order no.
Cover E04 147x247 L=400mm AK 200x70	1	<b>AKM200147E04</b>
Cover E04 147x247 L=400mm AK 250x70	1	<b>AKM250147E04</b>
Cover E04 147x247 L=400mm AK 300x70	1	<b>AKM300147E04</b>
Cover E04 147x247 L=400mm AK 350x70	1	<b>AKM350147E04</b>
Cover E04 147x247 L=400mm AK 400x70	1	<b>AKM400147E04</b>

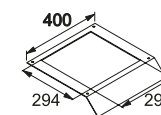


AKM350294Q08


#### Cover with installation opening Q08

##### Properties:

- Square, edge length 294 mm



Designation	PU	Order no.
Cover Q08 294x294 L=400mm AK 350x70	1	<b>AKM350294Q08</b>
Cover Q08 294x294 L=400mm AK 400x70	1	<b>AKM400294Q08</b>

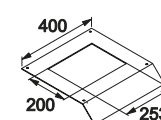


AKM250200E09

#### Cover with installation opening E09

##### Properties:

- Cornered 200 x 253 mm



Designation	PU	Order no.
Cover E09 200x253 L=400mm AK 250x70	1	<b>AKM250200E09</b>
Cover E09 200x253 L=400mm AK 300x70	1	<b>AKM300200E09</b>
Cover E09 200x253 L=400mm AK 350x70	1	<b>AKM350200E09</b>
Cover E09 200x253 L=400mm AK 400x70	1	<b>AKM400200E09</b>

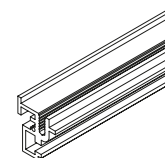


AKZSP2400

**Side profile, length 2400 mm**

**Properties:**

- Extruded aluminium profile
- If additionally required for one-sided trunking lower part



Designation	PU	Order no.
Side profile with edge cap L=2400 mm AK	24	<b>AKZSP2400</b>

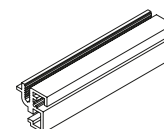


AKZSP0100

**Side profile, length 100 mm**

**Properties:**

- Extruded aluminium profile
- If additionally required for two-sided trunking lower part, or one-sided with extension



Designation	PU	Order no.
Side profile without edge cap L=100 mm AK	1	<b>AKZSP0100</b>

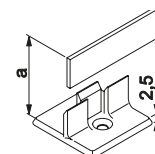


BKTWK31

**Partition wall made from PS**

**Properties:**

- Partition wall for division into trunking compartments
- Including 4 partition wall feet to be glued into the trunking or for dowelling to the bare floor
- Overall height with partition wall feet = nominal height a + 2.5 mm
- Length 2000 mm
- Material: Polystyrol



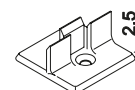
Designation	PU	Order no.
Partition wall foot height 33 L=2m PS z BK/AK	1	<b>BKTWK31</b>
Partition wall foot height 63 L=2m PS z BK/AK	1	<b>BKTWK61</b>



BKTWF00

**Partition wall foot made from PS**

- If additionally required
- Material: Polystyrol



Designation	PU	Order no.
Partition wall foot for plastic TW for BK/AK	1	<b>BKTWF00</b>



AKZSA0135

**Earth conductor for earthing the trunking system**

**Properties:**

- Screws onto the straight trunking connector, flexible conductor
- 2.5 mm<sup>2</sup>, 135 mm long, green-yellow
- 2 x annular cable lug

Designation	PU	Order no.
Earthing conductor AK, length 135 mm, green-yellow	1	<b>AKZSA0135</b>



AKZKV180

**Trunking connector**

Designation	PU	Order no.
Trunking connector, straight, for AK 1 AKZKV180	1	<b>AKZKV180</b>



AKZKV090

**Trunking connector, angled**

Designation	PU	Order no.
Trunking connector, angled 90°, for AK	1	<b>AKZKV090</b>

electraplan.AK  
Floor mounting  
trunking

- Safer protection at higher loads
- Easily accessible through removable upper part
- Separate compartments for separation of power and data lines

## Floor distributor colours

RAL 7035 light grey  
RAL 7021 anthracite

## Material

Anodised aluminium

## Supplied lengths

2000 mm, special lengths up to 6000 mm on request

## Form of delivery

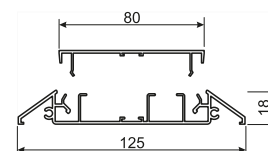
Complete trunking with lower and upper part




AKA181250ELN

## Floor mounting trunking, aluminium

Complete trunking with lower and upper part, with removable upper part  
Laying of cables from above  
Height 18 mm, width 125 mm, 2 compartments  
Line configuration: 8 x ø 11 mm e.g. NYM 3 x 1.5 mm<sup>2</sup>  
Upper part BRAN700802ELN as replacement part



Designation	PU	Order no.
Aufbodenkanal Alu AKA 18x125mm eloxiert	12	<b>AKA181250ELN</b>
Brüstungskanal-OT zu BRAN 80mm eloxiert	32	<b>BRAN700802ELN</b>



L5106

## Double sided adhesive tape

Roll length 50 m, width 19 mm

Designation	PU	Order no.
Double sided adhesive tape, width 19 mm L=5 m 1 L5106	1	<b>L5106</b>



G71357035

## Floor distributor, complete

For transition from aluminium floor mounting trunking to upper and lower parts consisting of flat chain  
Material: Steel sheet

Designation	PU	Order no.
Floor distributor, flat chain and floor mounting trunking, light grey	1	<b>G71357035</b>
Floor distributor, flat chain and floor mounting trunking, anthracite	1	<b>G71357021</b>



G71407035

## Floor distributor, upper part

Junction and cross piece for aluminium floor mounting trunking, upper part from steel sheet

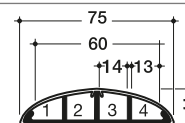
Designation	PU	Order no.
Floor distributor upper part flat chain/floor mounting trunking light grey	1	<b>G71407035</b>
Floor distributor upper part flat chain/floor mounting trunking anthracite	1	<b>G71407021</b>



SLA180750ELN

## Floor mounting trunking, lower part PVC, upper part aluminium

4 compartments  
Line configuration: 4 x ø 11 mm e.g. NYM 3 x 1.5 mm<sup>2</sup>



Designation	PU	Order no.
Floor mounting trunking with upper part aluminium SLA 18x75 anodised	10	<b>SLA180750ELN</b>



L5806

## Earthing accessory for SLA180750ELN

Designation	PU	Order no.
Earthing connection in kit (5 pieces) for SLA-OT 1 L5806	1	<b>L5806</b>



L4181GNGE

## Earthing conductor

- plug-in, cross-section 4 mm<sup>2</sup>, for electrical connection of base profiles and upper parts and for by-passing moulded parts

Designation	PU	Order no.
Earthing conductor length 150 mm green-yellow	100	<b>L4181GNGE</b>
Earthing conductor length 300 mm green-yellow	100	<b>L4182GNGE</b>
Earthing conductor length 600 mm green-yellow	25	<b>L4183GNGE</b>

**Floor mounting trunking**  
- for flexible wire transport on floors  
- hard wearing

**Delivery colours**  
RAL 7030, grey  
RAL 7035, light grey  
RAL 1019, beige  
RAL 8014, brown  
RAL 7021, anthracite  
RAL 9001, cream white  
RAL 9010, pure white

**Material**  
PVC


**Supplied lengths**  
2000 mm



SL1104007030

## Floor mounting trunking, PVC

1 compartment  
Line configuration: 1 x  $\varnothing$  11 mm e.g. NYM 3 x 1.5 mm<sup>2</sup>



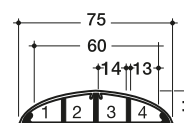
Designation	PU	Order no.
Floor mounting trunking, PVC SL 11x40 mm, stone grey	70	<b>SL1104007030</b>
Floor mounting trunking, PVC SL 11x40 mm, cream white	70	<b>SL1104009001</b>



SL1807509001

## Floor mounting trunking, PVC

4 compartments  
Line configuration: 4 x  $\varnothing$  11 mm e.g. NYM 3 x 1.5 mm<sup>2</sup>



Designation	PU	Order no.
Floor mounting trunking PVC SL 18x75 mm beige	32	<b>SL1807501019</b>
Floor mounting trunking PVC SL 18x75 mm anthracite	32	<b>SL1807507021</b>
Floor mounting trunking PVC SL 18x75 mm stone grey	32	<b>SL1807507030</b>
Floor mounting trunking PVC SL 18x75 mm light grey	32	<b>SL1807507035</b>
Floor mounting trunking PVC SL 18x75 mm brown	32	<b>SL1807508014</b>
Floor mounting trunking PVC SL 18x75 mm cream white	32	<b>SL1807509001</b>
Floor mounting trunking PVC SL 18x75 mm pure white	32	<b>SL1807509010</b>

#### Floor mounting trunking

Identifier number	Type	Trunking width	Trunking height	Splay/Extension
AK = Floor mounting trunking	U = Lower part  E = End piece B8 = Blank cover, length 800 mm B4 = Blank cover, length 400 mm BAS = Blank cover, length 800 mm, with connection BAZ = Blank cover, length 800 mm, with 45 degree junction BI = Blank cover, inner corner BA = Blank cover, outer corner	X  150 = 150 mm 200 = 200 mm 250 = 250 mm 300 = 300 mm 350 = 350 mm 400 = 400 mm	Y  040 = 40 mm 070 = 70 mm	Z  1 = single-sided 2 = double-sided  1V = 100 mm extension

#### Covers with installation opening

Identifier	Type	Nominal width	Size and type of blanking
AK = Floor mounting trunking	X  M = Cover with installation opening	Y  150 = 150 mm 200 = 200 mm 250 = 250 mm 300 = 300 mm 350 = 350 mm 400 = 400 mm	Z  050GBZ = Blanking GBZ round 50 mm 215R06 = Blanking R06 round 215 mm 275R10 = Blanking R10 round 275 mm 306R12 = Blanking R12 round 306 mm 200Q06 = Blanking Q06 200 x 200 mm 294Q08 = Blanking Q08 294 x 294 mm 244Q12 = Blanking Q12 244 x 244 mm 147E04 = Blanking E04 147 x 247 mm 200E09 = Blanking E09 200 x 253 mm

#### AK Zubehör

Identifier	Type	Type	Length/Angle
AK = Floor mounting trunking	X  Z = Accessory	Y  SP = Side profile  SA = Earthing conductor connection  KV = Trunking connector	Z  0100 = Length 100 mm 2400 = Length 2400 mm  0135 = Length 135 mm  090 = angle, 90 degrees 180 = straight, 180 degrees

### General description - Operating principle and application


The floor mounting trunking system is installed on finished floors.

Hager floor mounting trunking can be harmoniously integrated into the interior architecture without a large amount of installation work. Proven installation and construction units provide flexible space distribution and complete the appearance of the installation. The floor mounting trunking consists of a trunking lower-part (trough), which is fixed on the existing floor. Niches for radiators or other protrusions in the wall are ignored and are simply filled with the filler material, e.g. screed, and covered with the newly laid flooring. The cover of the trunking consists of a blank cover bevelled to the floor, which can also be provided with a floor covering. It is possible to use the covers with installation openings, installed units and service units, as well as with pedestal boxes protruding above the floor or to install service posts. Upper parts with a 100 mm wide overhang can be used to cover heating pipes, for example, installed in the floor area.

This trunking system is particularly suitable for renovation projects as well as for modernisation and expansion of building installations.

The main areas of use are renovation projects in office and administration buildings, and construction projects requiring a rapid production of electrical systems on already finished floors.

If installation of underfloor trunking in the screed is not possible due to a building structure that is protected for structural reasons or due to historical monument regulations, floor mounting trunking can be routed on the finished floors. However, this robust floor mounting trunking is also used in assembly shops, laboratories and industrial buildings.



### Advantages at a glance

#### Flexible retrofit installation


If the floor is already finished or if subsequent cutting is not desired, the floor mounting trunking system offers a quick and flexible installation. With this trunking system, subsequent changes do not present a problem. The position of the individual covers with installation openings can be changed as required, at any time.

#### Robust quality

Thanks to the 3-mm thick blank covers, made from galvanised steel sheet in accordance with DIN EN 10327, the floor mounting trunking system is highly stable.

#### Easy installation

The preassembled moulded parts enable quick and simple modular assembly on the construction site.



## Determining the line volumes

The line volumes are required in order to determine the correct trunking size. Since, in practice, the lines never lie entirely parallel to one another in the optimum space-saving manner, the quadratic (d)<sup>2</sup> diameter formula is used here. In order to be prepared for any later retrofitting, the channels should only be 50% filled. This also makes it easier to feed the lines through the trunking. In addition, it should be noted that this calculation does not take into account any floor boxes or outlets, which may interrupt the path of the lines. In practice, power and data cables are laid separated from each other in the trunking. Partitions divide the trunking into several compartments. If this applies in your case, calculate the individual space requirement for each compartment. You will find a line volume configurator at [www.Hager.de/Konfigurator](http://www.Hager.de/Konfigurator), which will help you with the calculation.



electraplan.AK  
Floor mounting  
trunking

Order number	Trunking width mm	Usable cross-section cm²	Line diameter in mm																
			5	6	7	8	9	10	11	12	13	14	15	16	17	18	19	20	
AKU1500401	150	60	120	83	61	46	37	30	24	20	17	15	13	11	10	9	8	7	
AKU2000401	200	80	160	111	81	62	49	40	33	27	23	20	17	15	13	12	11	10	
AKU2500401	250	100	200	138	102	78	61	50	41	34	29	25	22	19	17	15	13	12	
AKU3000401	300	120	240	166	122	93	74	60	49	41	35	30	26	23	20	18	16	15	
AKU1500701	150	105	210	145	107	82	64	52	43	36	31	26	23	20	18	16	14	13	
AKU2000701	200	140	280	194	142	109	86	70	57	48	41	35	31	27	24	21	19	17	
AKU2500701	250	175	350	243	178	136	108	87	72	60	51	44	38	34	30	27	24	21	
AKU3000701	300	210	420	291	214	164	129	105	86	72	62	53	46	41	36	32	29	26	
AKU3500701	350	245	490	340	250	191	151	122	101	85	72	62	54	47	42	37	33	30	
AKU4000701	400	280	560	388	285	218	172	140	115	97	82	71	62	54	48	43	38	35	

## General information:

### Wall

Wall openings should be produced prior to installation of the trunking.

### Cleaning

The installation surface must be clean and flat.

### Deburring

Sharp corners and edges are to be avoided.

### Lower part fastening

Trunking lower parts must be installed on the bare floor before putting down the flooring.

### Floor laying

The flooring must be laid up to the trunking lower parts.


### Earthing

The system components are to be included in the earthing measures, in accordance with DIN VDE 0100.

### Screwing


Trunking covers must be securely and permanently screwed to the lower parts.

### Fastening trunking lower parts to the bare floor



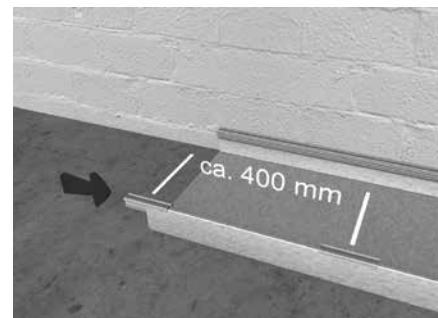
Lay the trunking lower parts together in the required position and fasten on to the bare floor.

### Inserting side profiles (long)




Slide the (long) side profiles on the rear side of the trunking lower part, orientated towards the wall.

### Inserting side profiles (short)




Slide the (short) side profiles on the front side of the trunking lower part. Align the profile pieces so that they later lie under the fixing holes of the covers, separation approx. 400 mm.

### Profiles for trunking lower parts AKU...




In the case of trunking lower parts AKU...2 (for double-sided bevelled blank covers) the (short) side profiles are also used on the rear side, oriented towards the wall.

### Inserting trunking connectors




Fasten the (long) side profiles together using trunking connectors.

### Trunking partition wall BKTWK




Trunking partition wall BKTWK  
Glue the trunking partition wall feet BKTWK into the trunking the lower part, at a separation of 500 mm. Insert the partition in the feet.

#### Trunking partition wall BKTWK



Optional partition wall BKTWS is already installed in the factory.

#### Trunking end pieces




Screw the trunking end pieces into the side profile as shown in the illustration.

#### Earthing



Earth conductor cable AKZSA0135 is screwed to the connector. The profile must be connected conductively to the trunking lower part (trough) on-site. Drill holes in the side profile and screw in a self-tapping screw until it presses tightly against the trough.

#### Angle setting



Lay the trunking lower parts flush to one another in the angle. Saw the (long) side profile on a mitre and screw to the angle connectors.

#### Screwing trunking connectors




Screw the (short) side profiles to the angle connectors.

#### Applying blank covers



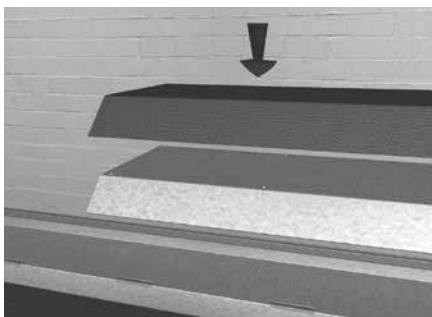
Screw the blank cover inner corners or blank cover outer corners, which have been cut on a 90° mitre in the factory, into the side profiles.

#### Laying flooring




Lay the flooring up to the trunking lower parts of the installed floor mounting trunking system.

#### Flooring on blank cover



Glue the flooring to completely cover the blank cover. Then, where necessary, cut out installation openings in the flooring.

#### Screwing on blank covers



Screw the blank covers on the trunking lower parts. Align the (short) side profiles under the drilled holes. Insert bolts through the flooring, then insert screws in the profile slots and tighten. In this way, the screws remain easily accessible for later revisions.