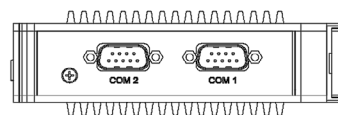
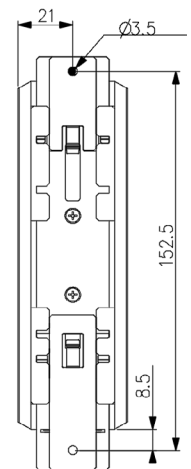
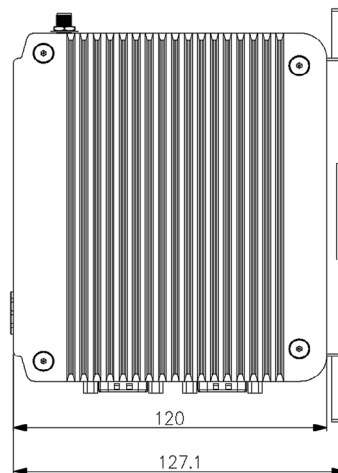
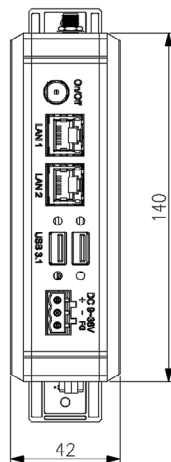
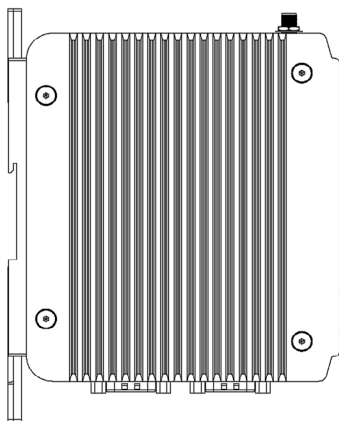
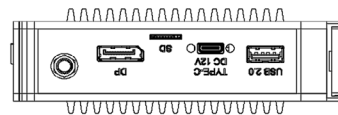




## Palm-sized Edge System

### Features

- Intel Celeron N3350 (N4200 optional) Processors
- 1 x SO-DIMM Socket, up to 8GB DDR3L Support
- 1 x Display Port 1.2 Support
- 1 x USB Type-C (Video/Touch/Power) Support
- 2 x LAN, 2 x USB 3.1, 1 x USB 2.0
- 1 x mSATA for SSD Storage, 1 x SD Socket for Compact Storage
- 1 x Full-size mini-PCIe, with SIM for Wi-Fi/LTE/BT/GPS Expansion
- Compound Mounting Design with Din-rail Kit and Wall Mount Kit
- Wide Range DC 9~36V Power Input



Model		B310
System	CPU	Intel Celeron N3350 (N4200 optional) Processors
	Memory	DDR3L up to 8GB (1 x 204-pin SO-DIMM)
	Graphic	Intel HD Graphics 500
I/O Interface	USB	1 x USB 2.0 Type A (top panel) 2 x USB 3.1 Type A (GEN.1, front panel, with lock)
	LAN	2 x GbE RJ45 (Intel i210/211, front panel)
Storage Space	Storage	1 x mSATA Socket (SATA3) for SSD storage 1 x SD Card Socket (3.01, top panel)
Display	Video	1 x DP 1.2 (top panel)
	USB3 Type-C	1 x USB Type-C (with Video/Touch/Power support, top panel)
Expansion	Expansion	1 x full-size mini-PCIe, 1 x micro-SIM socket Default : 2 x COM(DB9) *For customize I/O by ODM request
Power	Power Button	1 x power button with LED light
	Input Voltage	DC 9~36V (3 pin Terminal Block, front panel)
Mechanical	Housing	Aluminum Alloy Heat sink Fin Enclosure Plastic (PC/ABS) bezel for back/top/front panels
	Color	Black housing, TITANIUM GRAY Heat sink
	Mounting	Compound with DIN rail and Wall mount
	Dimensions	140 x 120 x 42 mm
	Net Weight	1.5 kg
Environmental	Operating Temperature	0~50°C/ -20~60°C for option
	Storage Temperature	-40~85°C
	Storage Humidity	10 to 90%@ 40°C, non-condensing
	Certificate	CE/FCC
Operating System Support	Win10 IoT, Linux (kernel 4.20.2)	