

Cylindrical fuse links gG/gL and aM



Product description

Eaton's Bussmann® series Cylindrical fuse links, class gG/gL and aM, are suitable for industrial applications.

Standard features

- Compact design
- Tool free installation
- Low temperature rise
- Available with strikers
- Compatible with Eaton's Bussmann series modular fuse holders

Table 1. Catalogue symbol:

Size (mm)	Without indicator (example)	With striker* (example)
Class gG/gL		
10 x 38	C10G(amps) (C10G4)	N/A
14 x 51	C14G(amps) (C14G4)	C14G(amps)S* (C14G4S)
22 x 58	C22G(amps) (C22G4)	C22G(amps)S* (C22G4S)
Class aM		
10 x 38	C10M(amps) (C10M4)	N/A
14 x 51	C14M(amps) (C14M4)	C14M(amps)S* (C14M4S)
22 x 58	C22M(amps) (C22M12)	C22M(amps)S* (C22M12S)

* Striker fuse links can operate a microswitch for remote fuse link operated indication

Fuse size:

- 10 x 38, 14 x 51 and 22 x 58 mm

Technical data:

- Volts: 400 to 690 V a.c.
- Amps: 0.25 to 125 A
- Breaking capacity: 80 and 120 kA AC
- Class of operation: gG/gL and aM

Standards/Approvals:

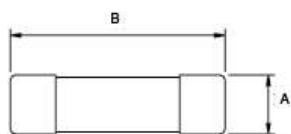
- IEC 60269

Packaging:

- 10 per carton

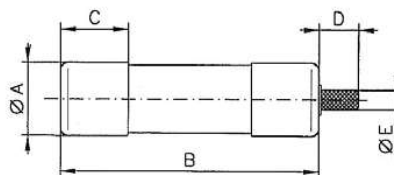
Dimensions - mm

Fuse links without indicator



Size (mm)	A	B
10 x 38 mm	10	38
14 x 51 mm	14	51
22 x 58 mm	22	58

Fuse links with striker



Size (mm)	A	B	C	D	E
14 x 51	14	51	13	8	4
22 x 58	22	58	16	8	4

* For striker fuse links applications use CH14(# of poles) DMSU-F or CH22(# of poles)DMSU-F fuse holders with microswitch auxiliary contacts

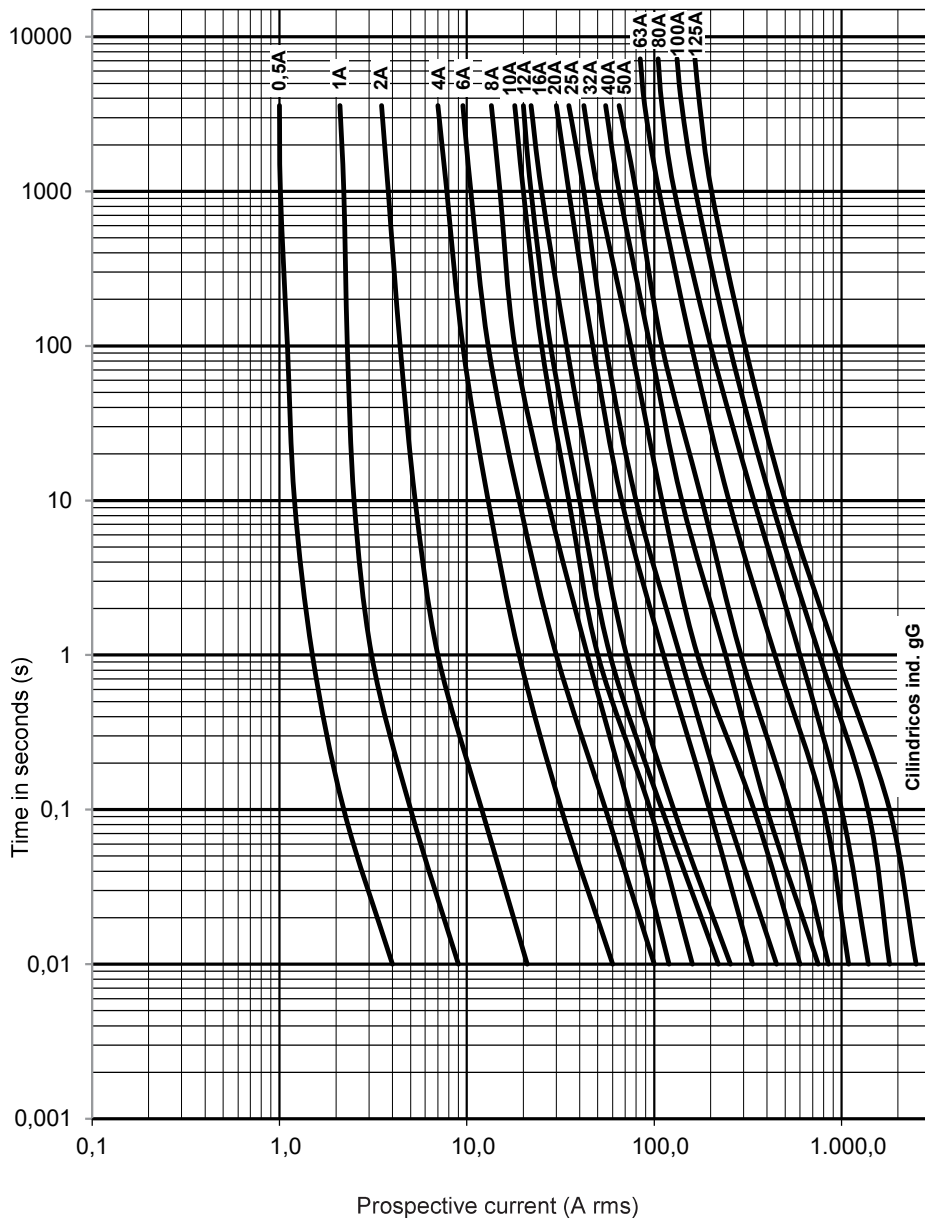
Cylindrical fuse links gG/gL and aM

Table 2. Catalogue numbers gG/gL 10 x 38, 14 x 51 and 22 x 58 mm

Size (mm)	Class	Current (A)	Voltage (V a.c.)	Breaking Capacity (kA)	Catalogue Numbers	Pack Qty	Fuse Holders*	Size (mm)	Class	Current (A)	Voltage (V a.c.)	Breaking Capacity (kA)	Catalogue Numbers	Pack Qty	Fuse Holders*
10 x 38 mm Without indicator								22 x 58 mm Without indicator							
10 x 38	gG/gL	0.5	500	120	C10G0-5	10	CHM	22 x 58	gG/gL	2	690	80	C22G2	10	CH22
10 x 38	gG/gL	1	500	120	C10G1	10	CHM	22 x 58	gG/gL	4	690	80	C22G4	10	CH22
10 x 38	gG/gL	2	500	120	C10G2	10	CHM	22 x 58	gG/gL	6	690	80	C22G6	10	CH22
10 x 38	gG/gL	4	500	120	C10G4	10	CHM	22 x 58	gG/gL	8	690	80	C22G8	10	CH22
10 x 38	gG/gL	6	500	120	C10G6	10	CHM	22 x 58	gG/gL	10	690	80	C22G10	10	CH22
10 x 38	gG/gL	8	500	120	C10G8	10	CHM	22 x 58	gG/gL	12	690	80	C22G12	10	CH22
10 x 38	gG/gL	10	500	120	C10G10	10	CHM	22 x 58	gG/gL	16	690	80	C22G16	10	CH22
10 x 38	gG/gL	12	500	120	C10G12	10	CHM	22 x 58	gG/gL	20	690	80	C22G20	10	CH22
10 x 38	gG/gL	16	500	120	C10G16	10	CHM	22 x 58	gG/gL	25	690	80	C22G25	10	CH22
10 x 38	gG/gL	20	500	120	C10G20	10	CHM	22 x 58	gG/gL	32	690	80	C22G32	10	CH22
10 x 38	gG/gL	25	500	120	C10G25	10	CHM	22 x 58	gG/gL	40	690	80	C22G40	10	CH22
10 x 38	gG/gL	32	400	120	C10G32	10	CHM	22 x 58	gG/gL	50	690	80	C22G50	10	CH22
14 x 51 mm Without indicator								22 x 58 mm With striker							
14 x 51	gG/gL	1	690	80	C14G1	10	CH14	22 x 58	gG/gL	4	690	80	C22G4S	10	CH22
14 x 51	gG/gL	2	690	80	C14G2	10	CH14	22 x 58	gG/gL	6	690	80	C22G6S	10	CH22
14 x 51	gG/gL	4	690	80	C14G4	10	CH14	22 x 58	gG/gL	8	690	80	C22G8S	10	CH22
14 x 51	gG/gL	6	690	80	C14G6	10	CH14	22 x 58	gG/gL	10	690	80	C22G10S	10	CH22
14 x 51	gG/gL	8	690	80	C14G8	10	CH14	22 x 58	gG/gL	12	690	80	C22G12S	10	CH22
14 x 51	gG/gL	10	690	80	C14G10	10	CH14	22 x 58	gG/gL	16	690	80	C22G16S	10	CH22
14 x 51	gG/gL	12	690	80	C14G12	10	CH14	22 x 58	gG/gL	20	690	80	C22G20S	10	CH22
14 x 51	gG/gL	16	690	80	C14G16	10	CH14	22 x 58	gG/gL	25	690	80	C22G25S	10	CH22
14 x 51	gG/gL	20	690	80	C14G20	10	CH14	22 x 58	gG/gL	32	690	80	C22G32S	10	CH22
14 x 51	gG/gL	25	690	80	C14G25	10	CH14	22 x 58	gG/gL	40	690	80	C22G40S	10	CH22
14 x 51	gG/gL	32	500	120	C14G32	10	CH14	22 x 58	gG/gL	50	690	80	C22G50S	10	CH22
14 x 51	gG/gL	40	500	120	C14G40	10	CH14	22 x 58	gG/gL	63	690	80	C22G63S	10	CH22
14 x 51	gG/gL	50	400	120	C14G50	10	CH14	22 x 58	gG/gL	80	500	120	C22G80S	10	CH22
14 x 51 mm With striker								22 x 58	gG/gL	100	500	120	C22G100S	10	CH22
14 x 51	gG/gL	2	500	120	C14G2S	10	CH14	22 x 58	gG/gL	125	400	120	C22G125S	10	CH22
14 x 51	gG/gL	4	500	120	C14G4S	10	CH14								
14 x 51	gG/gL	6	500	120	C14G6S	10	CH14								
14 x 51	gG/gL	8	500	120	C14G8S	10	CH14								
14 x 51	gG/gL	10	500	120	C14G10S	10	CH14								
14 x 51	gG/gL	12	500	120	C14G12S	10	CH14								
14 x 51	gG/gL	16	500	120	C14G16S	10	CH14								
14 x 51	gG/gL	20	500	120	C14G20S	10	CH14								
14 x 51	gG/gL	25	500	120	C14G25S	10	CH14								
14 x 51	gG/gL	32	500	120	C14G32S	10	CH14								
14 x 51	gG/gL	40	500	120	C14G40S	10	CH14								
14 x 51	gG/gL	50	400	120	C14G50S	10	CH14								

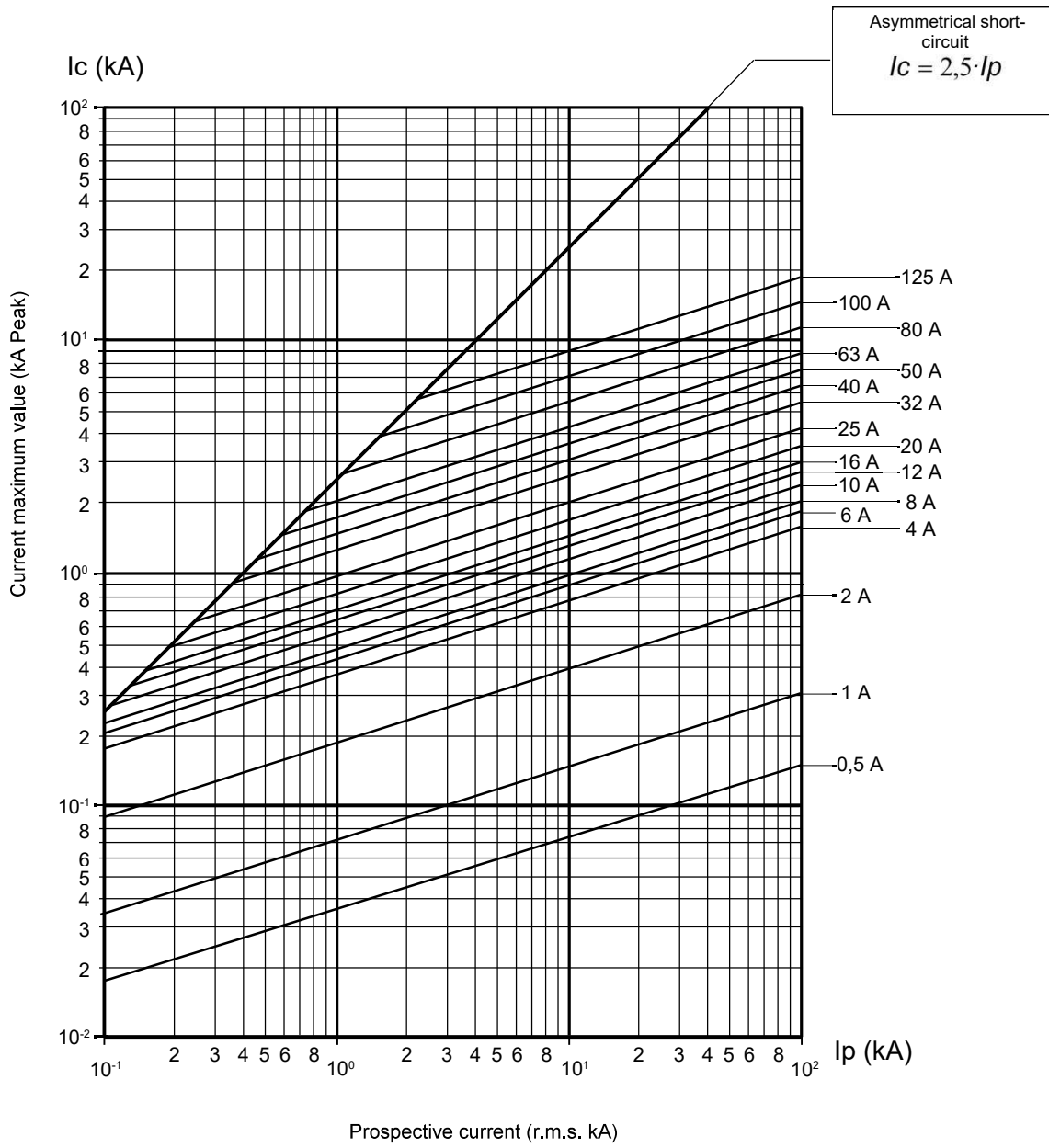
* Please contact our Technical department for further information on our range of modular fuse holders: 00 44 1509 882 699 or buletechnical@eaton.com

Time-current curves - Class gG/gL



Cylindrical fuse links gG/gL and aM

Cut-off characteristics - Class gG/gL



I²t Values - Class gG/gL

Amps (A)	Prearcing I ² t (A ² s)	I ² t 400 Volts (A ² s)	I ² t 500 Volts (A ² s)	I ² t 690 Volts (A ² s)
0.5	4.0	8.6	10.4	15.0
1	6.5	13.2	15.7	22.0
2	7.0	14.6	17.6	22.0
4	45	90	108	150
6	70	140	266	230
8	80	158	188	260
10	120	248	297	420
12	180	362	431	600
16	270	536	636	880
20	500	981	1,162	1,600
25	800	1,688	2,034	2,900
32	1,200	2,412	2,871	4,000
40	2,500	4,907	5,808	8,000
50	5,100	11,262	13,728	20,000
63	10,000	22,011	26,811	39,000
80	15,000	45,471	60,000	N/A
100	39,800	77,229	91,150	N/A
125	56,000	120,074	145,300	N/A

Class gG/gL - Power dissipation

Amps	10 x 38 mm	14 x 51 mm	22 x 58 mm
	(W)	(W)	(W)
0.5	1.43	N/A	N/A
1	2.77	3.90	N/A
2	0.60	0.80	0.90
4	0.70	0.90	1.10
6	0.80	1.05	1.30
8	0.85	1.10	1.90
10	1.00	1.30	1.50
12	1.30	1.50	1.80
16	1.90	2.50	3.00
20	2.00	2.60	3.10
25	2.50	3.30	3.30
32	2.90	4.00	4.30
40	N/A	4.75	4.40
50	N/A	4.80	5.50
63	N/A		4.95
80	N/A		7.00
100	N/A		7.95
125	N/A		10.00

Cylindrical fuse links gG/gL and aM

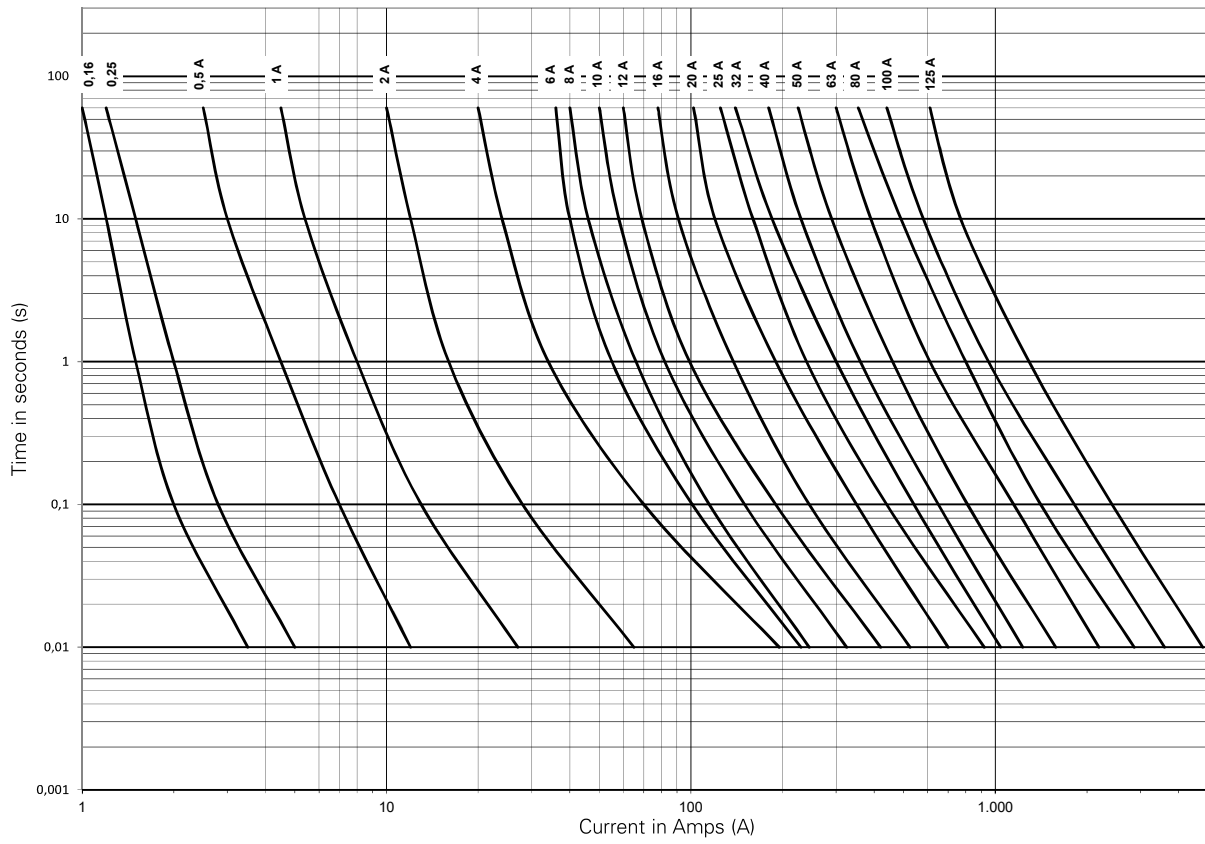
Table 3. Catalogue numbers aM 10 x 38, 14 x 51 and 22 x 58 mm

Size (mm)	Class	Current (A)	Voltage (V a.c.)	Breaking Capacity (kA)	Catalogue Numbers	Pack Qty	Fuse Holders*	Size (mm)	Class	Current (A)	Voltage (V a.c.)	Breaking Capacity (kA)	Catalogue Numbers	Pack Qty	Fuse Holders*
10 x 38 mm Without indicator								22 x 58 mm Without indicator							
10 x 38	aM	0.25	500	120	C10M0-25	10	CHM	22 x 58	aM	2	690	80	C22M2	10	CH22
10 x 38	aM	0.5	500	120	C10M0-5	10	CHM	22 x 58	aM	4	690	80	C22M4	10	CH22
10 x 38	aM	1	500	120	C10M1	10	CHM	22 x 58	aM	6	690	80	C22M6	10	CH22
10 x 38	aM	2	500	120	C10M2	10	CHM	22 x 58	aM	8	690	80	C22M8	10	CH22
10 x 38	aM	4	500	120	C10M4	10	CHM	22 x 58	aM	10	690	80	C22M10	10	CH22
10 x 38	aM	6	500	120	C10M6	10	CHM	22 x 58	aM	12	690	80	C22M12	10	CH22
10 x 38	aM	8	500	120	C10M8	10	CHM	22 x 58	aM	16	690	80	C22M16	10	CH22
10 x 38	aM	10	500	120	C10M10	10	CHM	22 x 58	aM	20	690	80	C22M20	10	CH22
10 x 38	aM	12	500	120	C10M12	10	CHM	22 x 58	aM	25	690	80	C22M25	10	CH22
10 x 38	aM	16	500	120	C10M16	10	CHM	22 x 58	aM	32	690	80	C22M32	10	CH22
10 x 38	aM	20	400	120	C10M20	10	CHM	22 x 58	aM	40	690	80	C22M40	10	CH22
10 x 38	aM	25	400	120	C10M25	10	CHM	22 x 58	aM	50	690	80	C22M50	10	CH22
14 x 51 mm Without indicator								22 x 58 mm With striker							
14 x 51	aM	0.25	690	120	C14M0-25	10	CH14	22 x 58	aM	12	690	80	C22M12S	10	CH22
14 x 51	aM	0.5	690	120	C14M0-5	10	CH14	22 x 58	aM	16	690	80	C22M16S	10	CH22
14 x 51	aM	1	690	80	C14M1	10	CH14	22 x 58	aM	20	690	80	C22M20S	10	CH22
14 x 51	aM	2	690	80	C14M2	10	CH14	22 x 58	aM	25	690	80	C22M25S	10	CH22
14 x 51	aM	4	690	80	C14M4	10	CH14	22 x 58	aM	32	690	80	C22M32S	10	CH22
14 x 51	aM	6	690	80	C14M6	10	CH14	22 x 58	aM	40	690	80	C22M40S	10	CH22
14 x 51	aM	8	690	80	C14M8	10	CH14	22 x 58	aM	50	690	80	C22M50S	10	CH22
14 x 51	aM	10	690	80	C14M10	10	CH14	22 x 58	aM	63	690	80	C22M63S	10	CH22
14 x 51	aM	12	690	80	C14M12	10	CH14	22 x 58	aM	80	500	120	C22M80S	10	CH22
14 x 51	aM	16	690	80	C14M16	10	CH14	22 x 58	aM	100	500	120	C22M100S	10	CH22
14 x 51	aM	20	690	80	C14M20	10	CH14	22 x 58	aM	125	400	120	C22M125S	10	CH22
14 x 51	aM	25	690	80	C14M25	10	CH14								
14 x 51	aM	32	500	120	C14M32	10	CH14								
14 x 51	aM	40	500	120	C14M40	10	CH14								
14 x 51	aM	50	400	120	C14M50	10	CH14								
14 x 51 mm With striker															
14 x 51	aM	2	500	120	C14M2S	10	CH14								
14 x 51	aM	4	500	120	C14M4S	10	CH14								
14 x 51	aM	6	500	120	C14M6S	10	CH14								
14 x 51	aM	8	500	120	C14M8S	10	CH14								
14 x 51	aM	10	500	120	C14M10S	10	CH14								
14 x 51	aM	12	500	120	C14M12S	10	CH14								
14 x 51	aM	16	500	120	C14M16S	10	CH14								
14 x 51	aM	20	500	120	C14M20S	10	CH14								
14 x 51	aM	25	500	120	C14M25S	10	CH14								
14 x 51	aM	32	500	120	C14M32S	10	CH14								
14 x 51	aM	40	500	120	C14M40S	10	CH14								
14 x 51	aM	50	400	120	C14M50S	10	CH14								

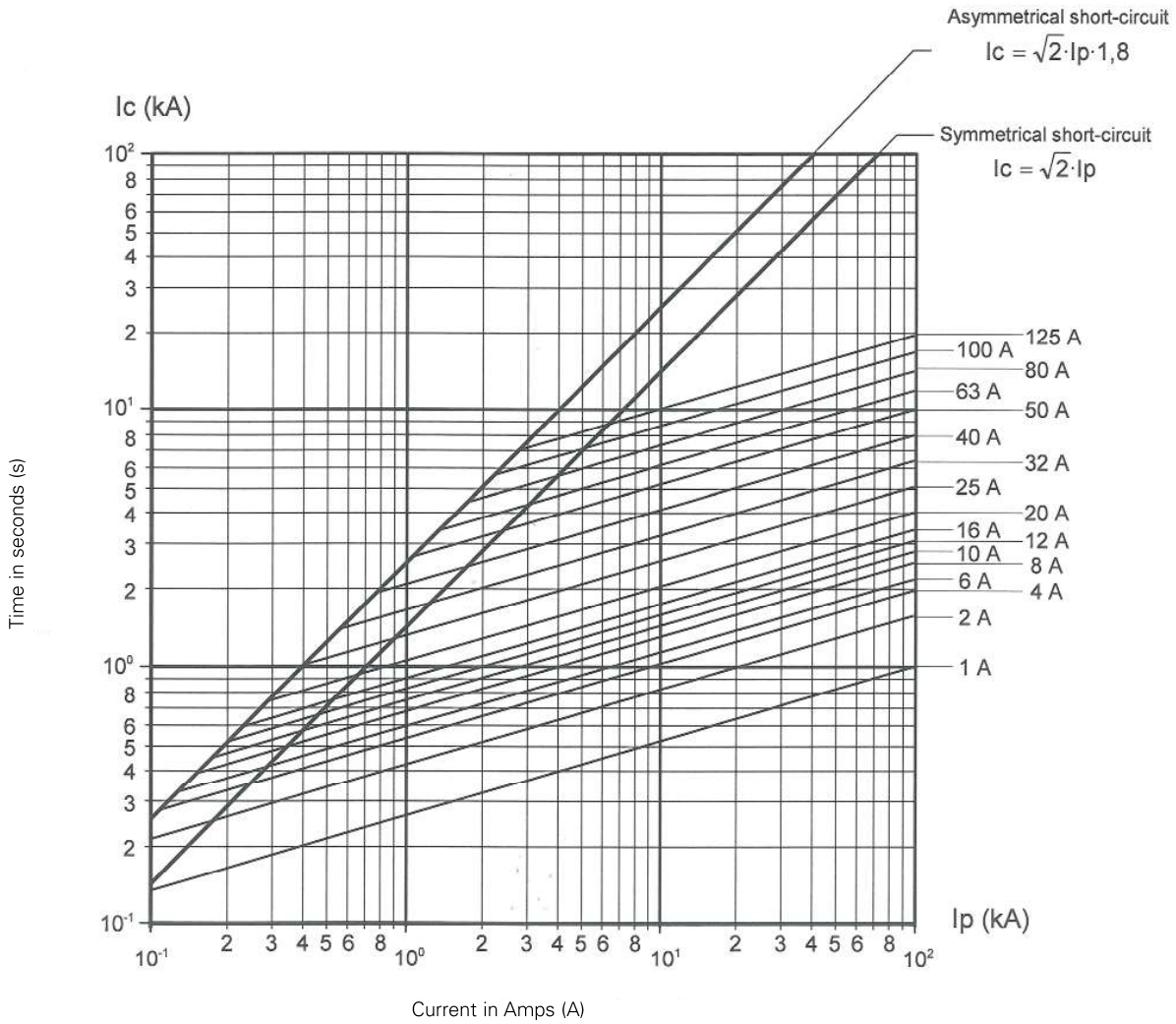
* Please contact our Technical department for further information on our range of modular fuse holders: 00 44 1509 882 699 or buletechnical@eaton.com

Cylindrical fuse links gG/gL and aM

Time-current curves - Class aM

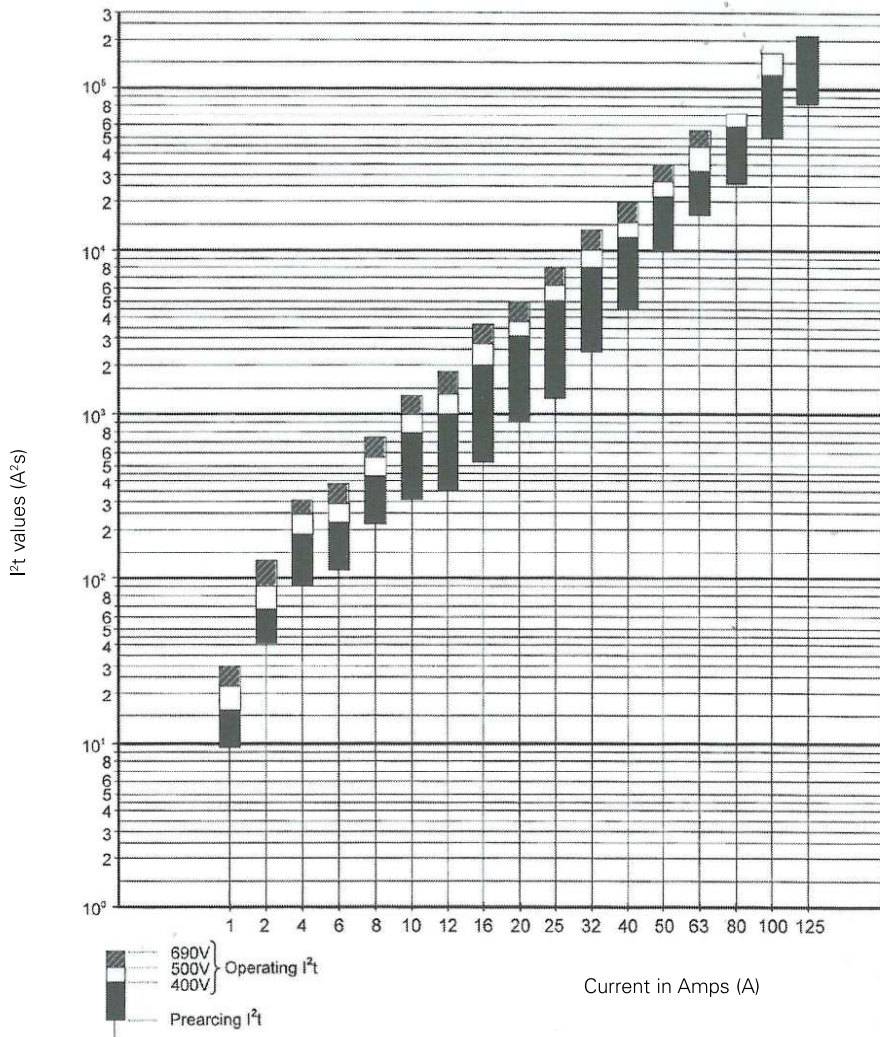


Cut-off characteristics - Class aM



Cylindrical fuse links gG/gL and aM

I²t Values - Class aM



Class aM - Watts loss values

Amp	Size mm		
	10 x 38	14 x 51	22 x 58
0.25	0.35	0.41	-
0.5	0.49	0.69	-
1	0.10	0.14	-
2	0.18	0.24	0.29
4	0.31	0.45	0.48
6	0.32	0.42	0.47
8	0.52	0.70	0.73
10	0.55	0.53	0.74
12	0.63	0.88	0.83
16	0.92	1.16	1.21
20	0.96	1.23	1.29
25	1.40	1.46	1.53
32	-	2.04	2.13
40	-	2.60	3.40
50	-	2.90	3.48
63	-	-	4.46
80	-	-	5.86
100	-	-	6.61
125	-	-	8.42

Changes to the products, to the information contained in this document, and to prices are reserved; so are errors and omissions. Only order confirmations and technical documentation by Eaton is binding. Photos and pictures also do not warrant a specific layout or functionality. Their use in whatever form is subject to prior approval by Eaton. The same applies to Trademarks (especially Eaton, Moeller, and Cutler-Hammer). The Terms and Conditions of Eaton apply, as referenced on Eaton Internet pages and Eaton order confirmations.

Eaton
 EMEA Headquarters
 Route de la Longeraie 7
 1110 Morges, Switzerland

Eaton Electrical Products Limited
 Unit 1, Hawker Business Park
 Melton Road
 Burton-on-the-Wolds
 Leicestershire, LE12 5TH
 United Kingdom

© 2017 Eaton
 All Rights Reserved
 Publication No. 720115
 August 2021

Eaton is a registered trademark.

All other trademarks are property of their respective owners.