

ELKO EP, s.r.o.
 Palackého 493
 769 01 Holešov, Vsetuly
 Czech Republic
 Tel.: +420 573 514 211
 e-mail: elko@elkoep.com
 www.elkoep.com

Made in Czech Republic

02-206/2016 Rev.: 2



ZSR-30 ZNP-10

Power supply



Characteristics

Regulated stabilized power supply ZSR-30

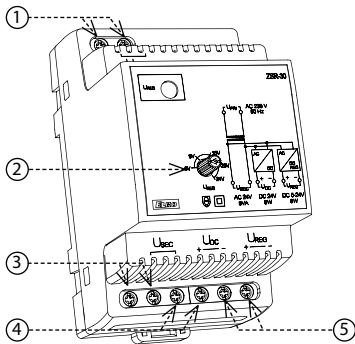
- supply of various devices and appliances by safe voltage with fully galvanic separation from the main.
- input voltage: AC 230 V
- output voltage: DC 5-24 V stab., DC 24 V unstab. and AC 24 V
- exceeded current limit values is indicated by LED flashing
- when there is full short-circuit, output is disconnected, output - current is limited by an electronic fuse
- 3-MODULE, DIN rail

Power supply ZNP-10

- AC and DC output voltage 24V, non-stabilized
- power supply with fixed output voltage
- protection against short-circuit and overload by a safety fuse
- input voltage: AC 230 V
- 3-MODULE, DIN rail mounting

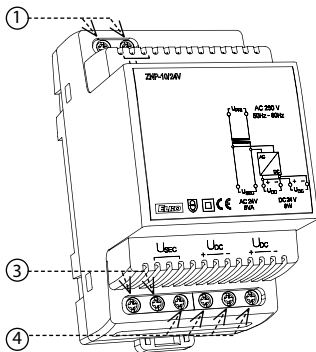
Description

ZSR-30



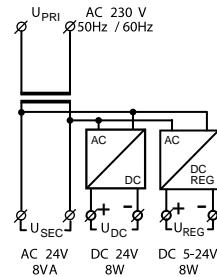
1. Supply terminals
2. Setting of output voltage DC
3. AC output voltage
4. DC unregulated output voltage and unstabilized
5. DC output regulated voltage and stabilized

ZNP-10

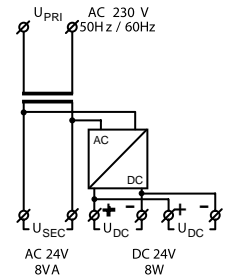


Connection

ZSR-30



ZNP-10



WARNING!

Total loads on all output terminals may not exceed this values:

by supplying 230V... 253V - 8W

from 230V... 207V output power is equally decreasing onto 5W

Technical parameters**ZSR-30****ZNP-10-24V****Entry (U prim)**

Supply voltage:	AC 230 V / 50 - 60 Hz	
Input without load (max):	6 VA / 1.2 W	6 VA / 2 W
Input with load (max):	20 VA / 20 W	
Supply voltage tolerance:	-15 %; +10 %	

Output (Usec)

Output voltage:	DC 5-24 V stab. DC 24 V nonstab. AC 24 V	DC 24 V nonstab. AC 24 V
Output voltage-no load AC:	32 V	
Output voltage-no load DC:	44 V	
Fuse (in primar winding):	primary wind T100 mA	
Wave of output voltage:	300 mV	max. 3 V
Efficiency:	75 %	x
Tolerance of output voltage:	±5 %	x
Electronic fuse:	Towards black-out and current overloading	x

Other information

Operating temperature:	-20.. +40°C (-4 °F to 104 °F)	
Storing temperature:	-20.. +60°C (-4 °F to 140 °F)	
Electrical strenght (prim/sec):	4 kV	
Protection degree:	IP40 from front panel / IP20 terminals	
Max. cable size (mm ²):	solid wire max.1x 2.5 or 2x 1.5 / with sleeve max.1x 1.5 (AWG 12)	
Dimensions:	90 x 52 x 65 mm (3.5" x 2" x 2.6")	
Weight:	398 g (14 oz.)	368 g (13 oz.)
Standards:	EN 61204-1, EN 61204-3, EN 61204-7	

Warning

Device is constructed for connection for 1-phase main alternating -current voltage and must be installed according to norms valid in existing state. Connection according to the details in this direction. Installation, connection, setting and servicing should be installed by qualified electrician staff only, who learn this instruction and functions of device. For right device protection should be fronted-end certain element. Before starting installation must be main switch in position "SWITCH OFF" and device should be out of voltage. Don't install device to suppliers surcharge electro-magnetic interference. By right installation of device is provide good air circulate to don't pass maximal operating temperature, in case of higher ambient temperature and permanent working. For installation and setting use screw-driver cca 2 mm. The device is full-electronic - installation should be effected according to this. Function without problems is too dependent on previous type of transportation, storing and manipulation. In case of any vestige of destruction, deformation, non-function or missing part, don't install and made claim to seller. Product may be ,after passing operating time, disassembled, recycled or puted on protected tip.

WARNING!

Values of max. load are valid for (operational) temperature.